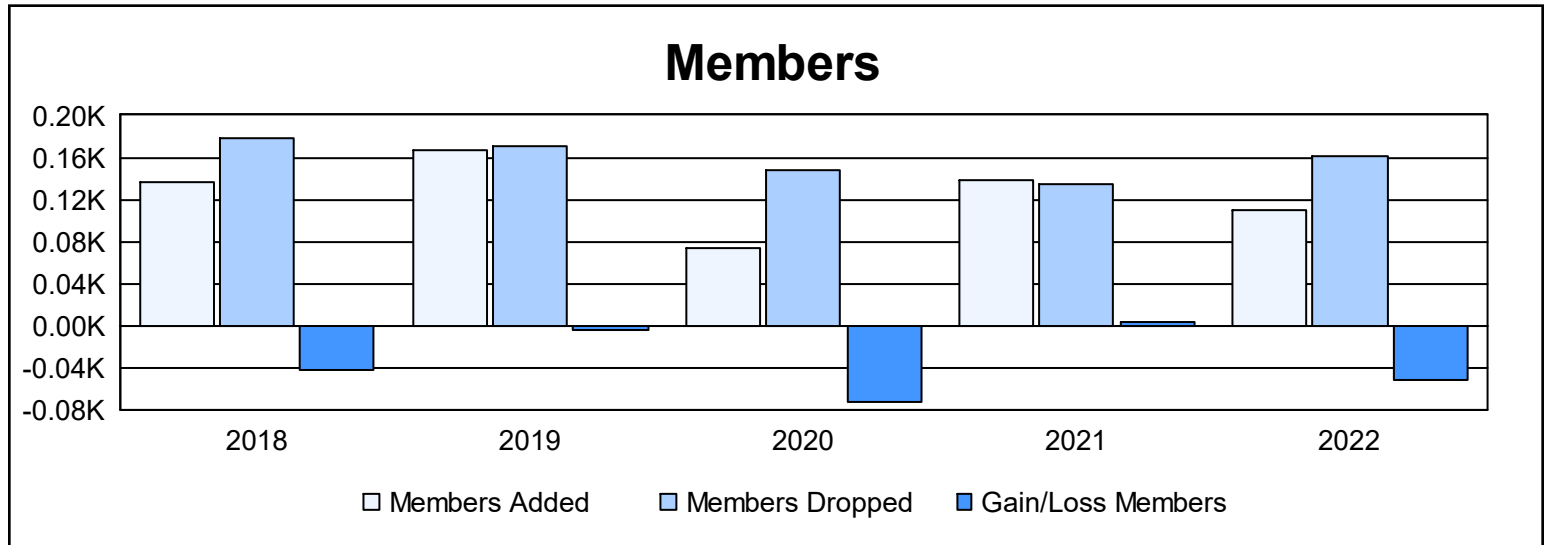
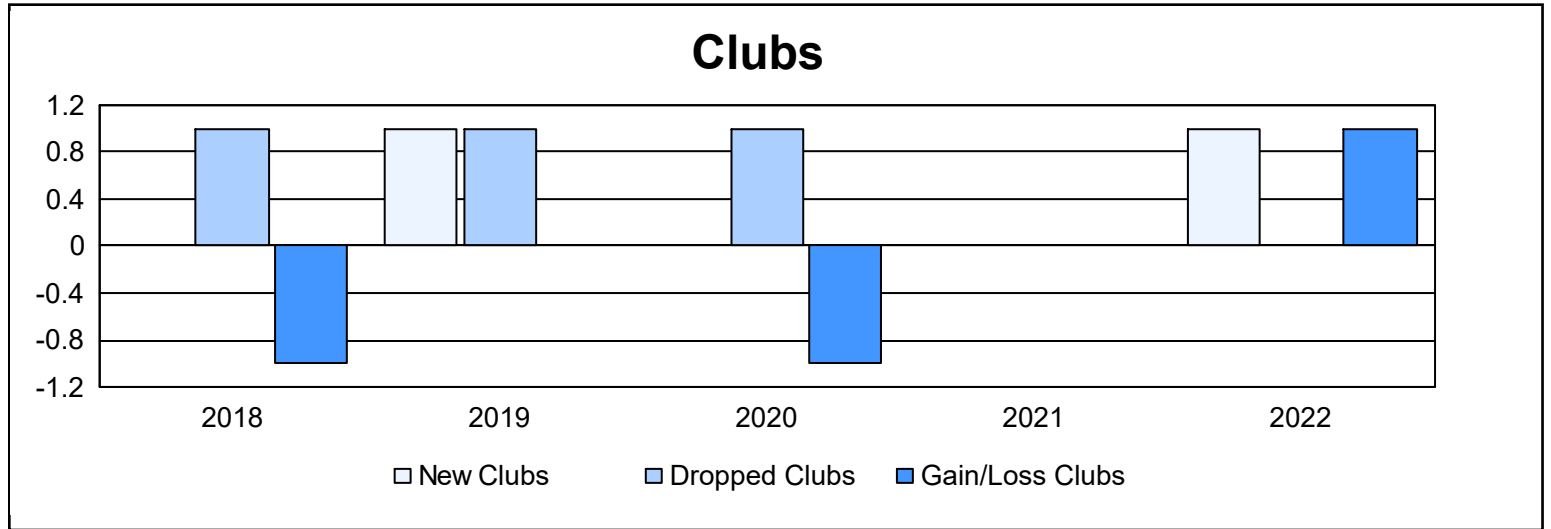
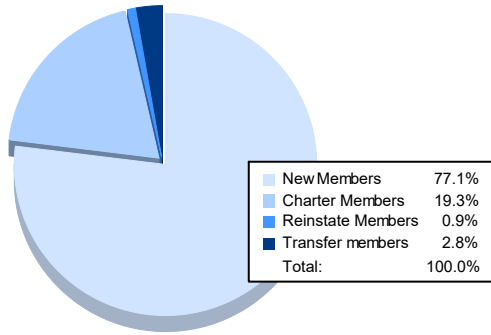


| Year | New Clubs | Dropped Clubs | Gain/ Loss Clubs | New Members | Charter Members | Reinstate Members | Transfer Members | Total Member Added | Total Members Dropped | Gain/ Loss Members |
|----------------|-----------|---------------|------------------|-------------|-----------------|-------------------|------------------|--------------------|-----------------------|--------------------|
| 2017-2018 | 0 | 1 | -1 | 122 | 0 | 12 | 2 | 136 | 178 | -42 |
| 2018-2019 | 1 | 1 | 0 | 128 | 20 | 14 | 4 | 166 | 170 | -4 |
| 2019-2020 | 0 | 1 | -1 | 67 | 3 | 4 | 0 | 74 | 147 | -73 |
| 2020-2021 | 0 | 0 | 0 | 104 | 0 | 33 | 1 | 138 | 135 | 3 |
| 2021-2022 | 1 | 0 | 1 | 84 | 21 | 1 | 3 | 109 | 161 | -52 |
| Average | 0 | 1 | 0 | 101 | 9 | 13 | 2 | 125 | 158 | -34 |



Membership Composition June 2022 Cumulative



Gender Composition June 2022 Cumulative

